




TECHNICAL DATA

Length	8,80 m	Holding tank with indicator	80 L
Beam	2,98 m	Maximum capacity	8
Displacement	4200 kg	No. of cabin seats	6
Draft	1,05 m	No. of deck seats	8
Height over water line to radar arch	2,75 m	Berths	4
Diesel tank	375 L	CE category	B-Offshore
Water tank	100 L	Transom Deadrise	19°

ENGINE ALTERNATIVES

	HP	Speed	EX VAT
 Volvo Penta D4-260 DP	260	28/30	€ 165,220
Volvo Penta D4-300 DP	300	31/33	€ 172,964
Volvo Penta D6-330 DP	330	33/35	€ 177,976
Volvo Penta D6-370 DP	370	35/37	€ 184,577
Volvo Penta D6-400 DP	400	37/39	€ 193,269
2 x Volvo Penta D3-220 DP	440	37/39	€ 207,383

EXTRA EQUIPMENT

Hull & Deck

BD01 Epoxy primer & antifouling	€ 1,631	DE08 Foot for saloon table on aftdeck	€ 220
BD02 Antifoul on stern drive (per drive)	€ 349	DE09 Table for aft deck (stores in engine bay)	€ 1,218
BD03 Coloured hull	€ 1,328	DE13 4 fenders, socks, baskets & mooring warps	€ 1,080
BD04 Grey gelcoat on deck	€ 672	DE14 Step on inside of deck at side doors (2)	€ 1,006
BD06 D-profile rubber on hullside	€ 1,346	DE20 Aft deck seat cushions	€ 950
BD07 D-profile rubber on bow	€ 458	DE24 Folding all round white light	€ 446
BD08 Hullsides filled with foam	€ 2,479	DE21 Lifebouy Lifesaver	€ 280

Technical equipment

TE37 Roof floodlight LED light bar	€ 1,054	LC01 Electric heater (230V) in forward cabin	€ 301
TE03 LED light under roof on aftdeck	€ 328	LC03 Diesel heating 4 kw	€ 3,380
TE04 6 LED deck lights	€ 582	LC05 Hot water system (20L)	€ 1,482
TE05 Light in engine room	€ 246	LC06 Shower in WC + curtain (requires LC05)	€ 1,023
Fusion RA70 radio with bluetooth & 4		LC33 Electric head with large bowl	€ 440
TE33 speakers	€ 978	LC07 Shower on aftdeck (requires LC05)	€ 688
Bow anchor winch with 33m warp/20m		LC08 Refrigerator	€ 1,147
TE20 chain, remote, anchor	€ 4,121	LC09 Twin diesel hob	€ 625
Shore power, 25A charger & 230V		LC10 2 x LED lights in saloon	€ 236
TE14 outlets (3)	€ 2,059	LC11 Carpets	€ 540
TE11 Extra shorepower plug at bow	€ 456	LC12 Curtains in wheelhouse	€ 636
TE19 Extra service battery, 2 x 12V outlets	€ 557	LC35 Curtains for front, side & door windows	€ 437
TE29 2nd steering position on aft deck	€ 7,382	LC34 Black leather covered console rails	€ 445
TE30 Remote control for bow thruster	€ 550	LC23 Grey Nextell steering console	€ 328

Deck equipment & Safety

DE02 Boarding ladder in bow	€ 338	LC22 Glass inserts in sunroof	€ 749
DE03 Windscreen washer	€ 784	LC36 Grammer suspension seats (2) (no headrests)	€ 2,793
DE04 Flagpole & bracket	€ 78	NON Forward berth infill	€ 550
DE05 Sea water deck wash	€ 955		
Black components as per Explorer			
DE28 version	€ 1,827		

Teak or synthetic teak

TP02 Bench in front of wheelhouse	€ 510
TP04 Swim platform	€ 1,372
TP06 Side decks	€ 6,598
DE29 Replace standard teak with synthetic	€ 1,348

GARMIN ELECTRONICS

7416 Upgrade to Garmin 7416xsv plotter	€ 2,265	AUTOP Garmin autopilot GHP reactor	€ 3,443
SCH05 Depth & temp transducer	€ 476	REMO Remote for autopilot	€ 380
ECH06 Echo CHIRP, DownVu/SideVu (1 trans)	€ 1,109	AIS3 Garmin AIS receiver	€ 570
ECH07 Echo CHIRP, DownVu/SideVu (2 trans)	€ 1,848	AIS6 Garmin AIS send & receive	€ 1,743
18xHD Garmin Phantom 18" radar	€ 2,132	WIND Ultrasonic wind sensor	€ 1,563
VHF200 Garmin VHF300i linked to plotter	€ 930	GMI10 Garmin 4" display in upper panel	€ 613

ALL SARGOS ARE BUILT TO ORDER; IF YOU NEED SOMETHING NOT ON THIS LIST SUCH AS ADDITIONAL FUEL CAPACITY, ALTERNATIVES ENGINES OR DIFFERENT ELECTRONICS PLEASE ASK

Sub Total

€ 0

Total ex VAT

€ 0

VAT

€ 0

Total inc VAT

€ 0

Valid for ex- factory boats before 31/12/2019. All prices are ex Hamble & ex VAT. Prices and standard equipment can be changed without notice. Prices are ex VAT; inc delivery, commissioning & full handover package in Hamble



Sargo Boats UK Limited

Hamble Point Marina

Hampshire, SO31 4JD

info@sargoboats.co.uk / www.sargoboats.co.uk

02380 453245

SARGO 28

THE ALLSEASON BOAT

STANDARD EQUIPMENT

BOAT STRUCTURE

- Hand laminated GRP
- White hull, deck & wheelhouse. Black water lines
- 30mm stainless steel rails on deck
- 25mm rails on roof, cabin back wall & front deck
- Stainless steel gate in transom
- Heavy duty stainless steel bollards (6 pcs.)
- Stainless steel keel protection
- Swim platform with teak inspection hatch for stern drive
- Heavy duty D-profile rubber around hull
- Heavy duty D-profile rubber around swim platform
- Glued windows on wheelhouse, sides tinted
- Large sun roof 1 x 1,2m (3.3ft x 3.9ft)
- Lockable engine hatch with gas struts
- Single level non skid decks for easy handling
- Bench with storage behind wheelhouse
- Hooks on inside of wheelhouse aft corners
- Teak on aft deck benches and between rails in bow
- Lockers for lines in the aft bench back corners
- Locker for lines and anchor in bow
- Spacious and service friendly engine room
- Insulated walls & roof in wheelhouse & cabins
- Laquered teak or walnut interior
- Durable laminated teak floor
- Ceiling roof panels with brown textile
- Standard textiles: Brown, blue or grey

WHEELHOUSE

- Outside temperature display
- 2 side doors with lock
- Large U-sofa and turning passenger chair
- Offshore chairs that also slide front-back
- Teak table at the U-sofa with cup holders
- Storage under the galley and under the roof
- Storage also under the chairs and in U-sofa
- Shelf on the wheelhouse back wall
- Instrument panel under roof in wheelhouse
- Large opening back window
- Galley with stainless sink and tap
- Spirit hob
- Defroster outlets at windscreen (from engine)
- Defroster outlet portside floor (from engine)
- Adjustable steering console in anthracite grey
- Instrument panel in front of steering wheel

FRONT CABIN

- Double berth 140x200 (55inx78,5in) & LED reading light
- Storage under the berth
- Storage on port side with shelves
- Storage next to the stairs with rack
- Deck hatch with mosquito net
- Defroster outlet (from engine)

TOILET

- Head with large marine toilet
- Stainless sink and tap
- Ventilation and opening windows with mosquito screen

MIDDLE CABIN

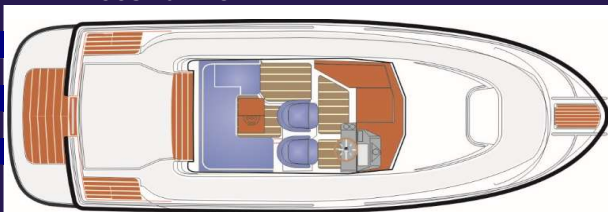
- Double berth 160 x 200 cm (63in x 78,5in)
- Storage locker with shelves and one open storage
- Opening deck porthole

TECHNICAL EQUIPMENT

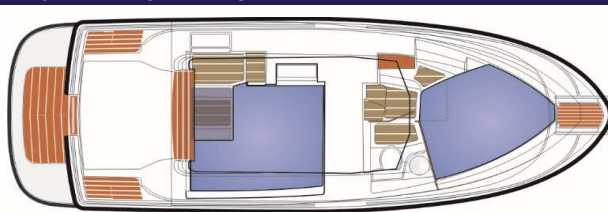
- Water drain tap on fuel filter
- Remote control for main battery switches in upper panel
- AGM service free batteries (separate start and service)
- Integrated bowthruster (4 hp) with designated battery
- LED interior and exterior lights
- Stainless steel double wiper arms
- Signal horn
- 12V outlet at the steering position
- Backlit switches in wheelhouse
- Adjustable compass
- Hydraulic steering
- Adjustable steering console with wheel
- Leather covered wheel with knob
- Automatic trim tabs
- Volvo Penta trip computer connected to chart plotter
- Volvo Penta PTA, Power trim assistant
- Garmin 7412xsv chartplotter, remote + chart
- Fresh water tank 100 litre
- Holding tank (80 l) with level indicator and electric pump
- External pump-out for holding tank
- Diesel filter with water separator
- Fire extinguisher in engine room with indicator
- Remote controlled search light installed on radar arch
- Electric bilge pump
- Chart light
- Boathook attached behind the wheelhouse

All Sargos are built to order therefore are customisable; options from extra fuel capacity to hull colour are available. Please ask for an option you may need but doesn't appear on this data sheet

WHEELHOUSE & DECK



FRONT AND CENTRE CABIN



VOLVO PENTA CERTIFIED INSTALLATION



Sargo 28 single engine installation is Volvo Penta certified. The entire installation is inspected and approved by Volvo Penta. This means, troublefree ownership and quick, trustworthy service no matter where in the world you might find yourself.

Valid for ex- factory boats before 31/12/2019. All prices are ex Hamble & ex VAT. Prices and standard equipment can be changed without notice. Prices are ex VAT; inc delivery, commissioning & full handover package in Hamble