




TECHNICAL DATA

Length	8,80 m	Holding tank with indicator	80L
Beam	2,98 m	Maximum capacity	8
Displacement	4200 kg	No. of cabin seats	6
Draft	1,05 m	No. of deck seats	8
Height over water line to radar arch	2,75 m	Berths	4
Diesel tank	375 l	CE category	B-Offshore
Water tank	100 l	Transom Deadrise	19°

ENGINE ALTERNATIVES

	HP	Speed	EX VAT
 Volvo Penta D4-260 DP	260	28/30	173,320 €
Volvo Penta D4-300 DP	300	31/33	180,464 €
Volvo Penta D6-330 DP	330	33/35	185,476 €
Volvo Penta D6-370 DP	370	35/37	192,077 €
Volvo Penta D6-400 DP	400	37/39	200,769 €
2 x Volvo Penta D3-220 DP	440	37/39	214,883 €

EXTRA EQUIPMENT

Hull & Deck

BD01 Epoxy primer & antifoul (black)	1,631 €	DE13 4 fenders, socks, baskets (black) & warps	1,180 €
BD02 Antifoul for stern drive (per unit)	349 €	DE14 Step on inside of deck at side doors	1,006 €
BD03 Coloured hull (anthracite grey)	Standard	DE20 Aft deck seat cushions	950 €
BD04 Grey colour on deck	Standard	DE21 Lifebouy lifesaver	280 €
BD06 D-profile rubber on hullside	1,346 €	DE09 Aft deck table (stores in engine room)	1,218 €
BD07 D-profile rubber on bow	458 €	LC01 Electric heater 230V in engine room	301 €
BD08 Hullsides filled with foam	2,479 €	LC03 Diesel heating 4 kw	3,380 €
Technical equipment		LC05 Hot water system (20L)	1,482 €
TE33 Roof floodlight LED light bar	1,054 €	LC06 Shower in WC + curtain (LC05)	1,023 €
TE03 LED light under roof on aftdeck	328 €	LC33 Electric head	440 €
TE04 6 LED decklights	582 €	LC36 Suspension seats (2) no head rest	1,348 €
TE05 Light in engine room	246 €	LC08 Refrigerator	1,147 €
Bow anchor winch with remote, anchor,		LC09 Twin diesel hob	625 €
TE20 33m warp, 20m chain	4,321 €	LC10 2 x LED lights in wheelhouse	236 €
Shore power with 25A charger & 3 x 230V		LC11 Carpets	Standard
TE14 outlets	2,059 €	LC12 Ocean Air blinds in wheelhouse	Standard
TE11 Additional shorepower plug at bow	456 €	LC17 Black leather covered wheel	Standard
Extra service battery & 12V outlets in		LC34 Black leather covered inside rails	Standard
TE19 cabins	557 €	LC23 Grey Nextell steering console	Standard
TE29 2nd steering position on aft deck	7,382 €	LC22 Glass inserts in wheelhouse sunroof	Standard
TE30 Remote control for bow thruster	550 €	Forward berth infill	550 €
TE33 Fusion stereo with 4 speakers & b/tooth	978 €	LC35 Curtains for front, side & door windows	437 €
Deck equipment & Safety		Teak/synthetic teak	
DE02 Boarding ladder in bow (black)	418 €	TP02 Bench in front of wheelhouse	510 €
DE03 Windscreen washer	784 €	TP04 Swim platform	1,372 €
DE04 Flagpole & bracket	78 €	TP06 Side decks	6,598 €
DE05 Sea water deck wash	955 €	DE29 Synthetic in place of standard teak	1,348 €
DE08 Foot for saloon table on aftdeck	220 €		
LC07 Shower on aftdeck (requires LC05)	688 €		

GARMIN ELECTRONICS

7416 Upgrade to 7416XSV	€ 2,265	AUTO Garmin autopilot GHP reactor	€ 3,443
ECHO1 Depth transducer	€ 476	REM Remote for autopilot	€ 380
ECHO6 EchoCHIRP,DownVu/SideVu (1 trans)	€ 1,109	AIS3 Garmin AIS receiver	€ 570
ECHO7 EchoCHIRP,DownVu/SideVu (2 trans)	€ 1,848	AIS6 Garmin AIS transmit & receive	€ 1,743
18xHD Garmin Fantom 18" radar (black)	€ 2,432	GMI20 4" screen in upper panel	€ 613
VHF200 Garmin VHF300i connected to plotter	€ 980	WIND Ultrasonic wind sensor	€ 1,563

ALL SARGOS ARE BUILT TO ORDER; IF YOU NEED SOMETHING NOT ON THIS LIST SUCH AS ADDITIONAL FUEL CAPACITY, ALTERNATIVE ENGINE OPTION OR DIFFERENT ELECTRONICS PLEASE ASK

Sub Total

€ 0

Total ex VAT

€ 0

VAT

€ 0

Total inc VAT

€ 0

Valid for ex-factory boats prior 31/12/19. All prices are ex Hamble & ex VAT. Prices and standard equipment can be changed without notice. Prices are ex VAT; inc delivery, commissioning & full handover package in Hamble



Sargo Boats UK Limited

Hamble Point Marina

Hampshire, SO31 4JD

info@sargoboats.co.uk / www.sargoboats.co.uk

02380 453245

SARGO 28

EXPLORER

STANDARD EQUIPMENT

BOAT STRUCTURE

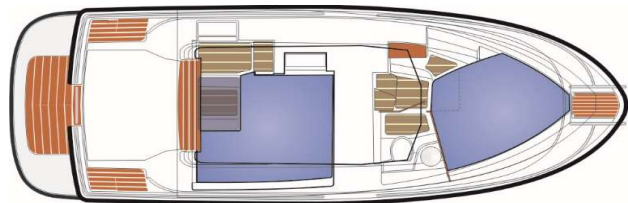
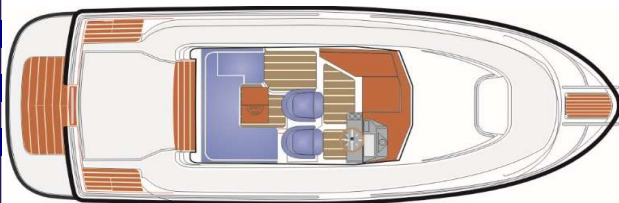
- Hand laminated GRP
- **Grey deck & white wheelhouse**
- **Anthracite grey hull & roof edge; white water lines**
- **30mm black painted rails on deck**
- **25mm black painted rails on roof, wheelhouse & bow**
- **Stainless steel gate (black) in transom**
- **Black heavy duty stainless steel bollards (6 pcs.)**
- Stainless steel keel protection
- Swim platform with teak inspection hatch
- Heavy duty D-profile rubrail
- Heavy duty D-profile rubrail around swim platform
- **Glued windows on wheelhouse, sides tinted**
- **Large sun roof 1 x 1,2m with glass inserts**
- Lockable engine hatch with gas struts
- **Single level non skid grey decks for easy handling**
- Bench with storage behind wheelhouse
- Hooks on inside of wheelhouse aftcorners
- Teak on aft deck benches and between rails in bow
- Lockers for warps on the aft deck
- Locker for lines and anchor in bow with eye bolt
- Spacious and service friendly engine room
- Insulated outer walls & roof in wheelhouse & cabins
- **Laquered walnut interior**
- Durable laminated teak floor
- **Ceiling roof panels with grey Niroxx textile**
- **Grey Sunbrella in front & aft cabin**
- **Grey Niroxx textiles in wheelhouse**

WHEELHOUSE

- 2 side doors with lock
- Large U-sofa & rotating passenger chair
- Offshore chairs that also slide front-back
- **Walnut saloon table with cup holders**
- Storage under the galley, roof & seating
- **Carpets in grey; Ocean Air blinds in wheelhouse**
- Matt polished rails
- Instrument panel under roof in wheelhouse
- Large opening back window
- Galley with stainless sink, tap & spirit hob
- **Black leather rails & steering wheel**
- Defroster outlets at windscreen (from engine)
- Defroster outlet portside above floor (from engine)
- Adjustable steering console in anthracite grey
- Instrument panel for plotter in front of steering wheel

All Sargos are built to order therefore are customisable; options from extra fuel capacity to hull colour are available. Please ask for an option you may need but doesn't appear on this data sheet

WHEELHOUSE & DECK



FRONT CABIN

- Double berth 140x200 (55inx78,5in) & LED reading light
- Storage under the berth
- Storage on port side with shelves
- Storage next to the stairs with rack
- Deck hatch with mosquito net
- Defroster outlet (from engine)

TOILET

- Head with large marine toilet
- Stainless sink and tap
- Ventilation and opening windows with mosquito net
- Storage cabinet

MIDDLE CABIN

- Double berth 160 x 200 cm (63in x 78,5in)
- Storage locker with shelves and one open storage
- Opening deck porthole

TECHNICAL EQUIPMENT

- Remote control for main battery switches in upper panel
- AGM service free batteries (separate start and service)
- Integrated bowthruster (4 hp) with designated battery
- LED interior and exterior lights
- Stainless steel double wiper arms
- **Black switch panel with Explorer logo**
- **Black engine instruments**
- Signal horn
- 12V outlet at the steering position
- Backlit switches in wheelhouse
- Adjustable compass
- Hydraulic steering
- Adjustable steering console with wheel & remote control
- **Black leather covered wheel with knob**
- Automatic trim tabs
- Volvo Penta PTA, Power trim assistant
- Garmin 7412 xsv chartplotter, GRID remote & chart
- Volvo Penta trip computer connected to chartplotter
- Holding tank (80L) with level indicator and electrical pump
- External pump-out for holding tank
- Diesel filter with water separator & drain tap
- Fire extinguisher in engine room with indicator at helm
- **Remote control search light (black) on radar arch**
- Electric bilge pump
- Chart light
- Boat hook attached behind the wheelhouse

VOLVO PENTA CERTIFIED INSTALLATION



Sargo 28 Explorer single engine installation is Volvo Penta certified. The entire installation is inspected and approved by Volvo Penta. This means, troublefree ownership and quick, trustworthy service no matter where in the world you might find yourself.

Valid for ex-factory boats prior 31/12/19. All prices are ex Hamble & ex VAT. Prices and standard equipment can be changed without notice. Prices are ex VAT; inc delivery, commissioning & full handover package in Hamble